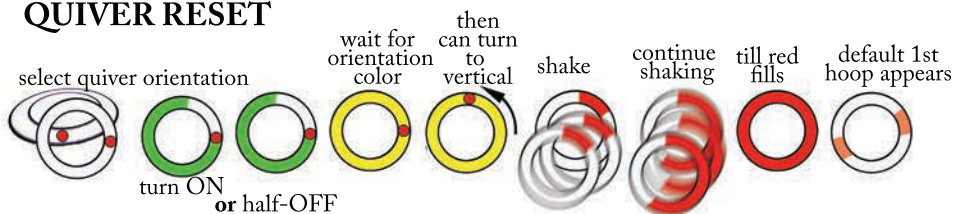
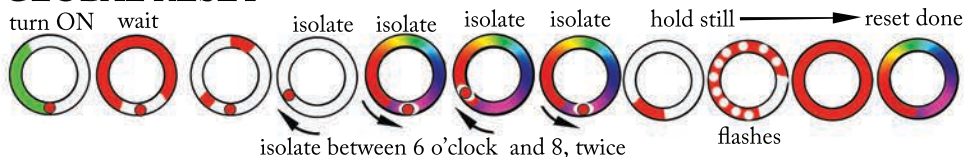


QUIVER RESET



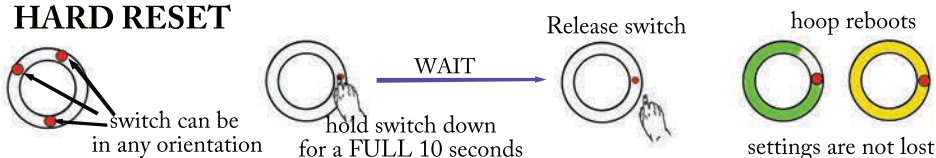
TURN HOOP ON OR HALF OFF IN DESIRED ORIENTATION WAIT FOR QUIVER COLOR CONFIRMATION. SHAKE AND CONTINUE SHAKING TILL RED ARC COMPLETES

GLOBAL RESET



TURN ON IN COMPOSE MODE. SWITCH AT 6 O'CLOCK. WAIT FOR 2 RED DOTS. WHEEL TURN FROM 6 TO 8 AND BACK, THEN AGAIN FROM 6 TO 8 AND BACK. WAIT TILL RED ARC COMPLETE OR CANCEL RESET BY MOVING HOOP WHEN FLASHES

HARD RESET



USE IF HOOP WONT TURN ON EVEN IF CHARGED. ALSO IF HOOP LOCKS UP.

BUMP CONTROLS

SENSITIVITY MOVE → 3 BUMP SENSITIVITY LEVELS (GLOBAL) = COLOR SHIFT

TURN OFF WITH SENSITIVITY MOVE → ANY OF THE THREE SENSITIVITY LEVELS

PLUS AUTOCYCLE MOVE → BUMP TO NEXT HOOP (QUIVER OR ORIENTATION)

COMPOSE MODE: BUMP TARGETS DIFFERENT EFFECTS:



colors of flashes are based on colors in your selected color scheme from screen 1 or other hoop
IF GOING CLOCKWISE, selections and confirmation colors are:

- 1/ YELLOW flash 1st color over current display
- 2/ GREEN flash white over current display
- 3/ AQUA dark hoop, flashes 1st color
- 4/ BLUE alternates two colors over dark hoop

- 5/ PURPLE cycle color schemes
- 6/ PINK cycle segment patterns
- 7/ WHITE momentarily speeds up any effect like fade, strobe or enquence
- 8/ RED no response - use this to clear